

PARTIDO DEVELOPMENT ADMINISTRATION
Detailed Balance Sheet
As of June 30, 2015

ASSETS

Current Assets

Cash on Hand	P	628,065.80
Cash-Collecting Officer		432,718.80
Cash Disbursing Officers		98,347.00
Petty Cash Fund		97,000.00
Cash in Bank-Local Currency		28,045,760.60
Cash in Bank-Local Currency, Current Account		8,894,238.82
Cash in Bank - Local Currency, Savings Account		19,151,521.78
Receivables		19,101,944.64
Accounts Receivable, net		18,230,373.17
Account Receivable		27,469,877.89
Allowance for Doubtful Accounts		9,239,504.72
Due from Officers and Employees		55,280.00
Due from NGAs		234,252.45
Due from GOCCs		71,005.90
Due from LGUs		115,521.79
Receivables-Disallowances/Charges		216,000.00
Other Receivables		179,511.33
Inventories		1,956,290.46
Office Supplies Inventory		758,307.89
Accountable Forms Inventory		111,301.34
Medical, Dental and Laboratory Supplies Inventory		41,320.56
Gasoline, Oil and Lubricants Inventory		31,340.00
Other Supplies Inventory		1,014,020.67
Prepayments		740,985.57
Prepaid Rent		268,142.70
Prepaid Insurance		312,433.48
Deferred Charges		5,949.29
Other Prepaid Expenses		154,460.10
Other Current Assets		6,521.74
Guaranty Deposit		6,521.74
Total Current Assets		50,479,568.81

Non Current Assets

Property, Plant and Equipment		
Land		4,488,933.00
Land Improvements, net		13,000.08
Land Improvements		21,052.63
Accumulated Depreciation- Land Improvements		8,052.55
Electrification, Power and Energy Structures, net		9,488,620.63
Electrification, Power and Energy Structures		82,454,359.33
Accumulated Depreciation- Electrification, Power and Energy Structures		72,965,738.70
Office Buildings, net		15,467,632.96
Office Buildings		40,131,275.87
Accumulated Depreciation - Office Buildings		24,663,642.91
Other Structures, net		51,476,742.54
Other Structures		105,595,216.14
Accumulated Depreciation - Other Structures		54,118,473.60
Office Equipment, net		1,018,748.44
Office Equipment		4,755,235.46
Accumulated Depreciation-Office Equipment		3,736,487.02
Furniture and Fixtures, net		589,483.77
Furniture and Fixtures		1,886,590.47
Accumulated Depreciation-Furniture and Fixtures		1,297,106.70
IT Equipment and Software, net		2,526,165.17
IT Equipment and Software		14,621,311.92
Accumulated Depreciation-IT Equipment and Software		12,095,146.75
Library Books, net		3,773.13
Library Books		20,806.00
Accumulated Depreciation-Library Books		17,032.87

Machineries, net	87,461.76
Machineries	517,557.55
Accumulated Depreciation-Machineries	430,095.79
Communication Equipment, net	4,764,162.07
Communication Equipment	8,497,951.97
Accumulated Depreciation-Communication Equipment	3,733,789.90
Firefighting Equipment, Net	52,946.45
Firefighting Equipment	120,500.00
Accumulated Depreciation-Firefighting Equipment	67,553.55
Medical, Dental and Laboratory Equipment, net	390,604.71
Medical, Dental and Laboratory Equipment	1,748,812.13
Accumulated Depreciation-Medical, Dental and Laboratory Equipment	1,358,207.42
Other Machineries and Equipment, net	4,950,065.63
Other Machineries and Equipment	30,769,921.89
Accumulated Depreciation-Other Machineries and Equipment	25,819,856.26
Motor Vehicles, net	1,698,010.30
Motor Vehicles	10,825,829.18
Accumulated Depreciation-Motor Vehicles	9,127,818.88
Watercrafts, net	215,159.94
Watercrafts	1,043,748.23
Accumulated Depreciation-Watercrafts	828,588.29
Other Transportation Equipment, net	10,236.74
Other Transportation Equipment	91,118.33
Accumulated Depreciation-Other Transportation Equipment	80,881.59
Other Property, Plant and Equipment, net	301,510,639.86
Other Property, Plant and Equipment	440,248,417.56
Accumulated Depreciation-Other Property, Plant and Equipment	138,737,777.70
Construction in Progress-Agency Assets	
Total Property, Plant and Equipment	398,752,387.18
Other Assets	1,098,971.37
Total Non-Current Assets	399,851,358.55
Total Assets	P 450,330,927.36


LIABILITIES AND EQUITY

Current Liabilities


Payable Accounts	P 21,713,095.38
Accounts Payable	20,985,312.08
Notes Payable	
Due to Officers and Employees	727,783.30
Interest Payable	
Inter-Agency Payables	911,991,327.10
Due to National Treasury	910,791,353.87
Due to BIR	179,053.15
Due to GSIS	12,771.01
Due to PAG-IBIG	86,163.07
Due to PHILHEALTH	39,154.91
Due to National Government Agencies	758,986.68
Due to Government Owned and/or Controlled Corporation	44,771.12
Due to Local Government Units	79,073.29
Intra-Agency Payables	817,290.10
Due to Other Funds	817,290.10
Other Liability Accounts	488,829.51
Guaranty Deposits Payable	282,780.51
Performance/Bidders/Bail Bonds Payable	169,696.85
Other Payables	36,352.15
Loans Payable- Foreign	50,332,909.76
Total Current Liabilities	985,343,451.85
Non-Current Liabilities	
Loans Payable- Foreign	125,347,313.54
Other Deferred Credits	157,141.35
Total Non-Current Liabilities	125,504,454.89
Total Liabilities	1,110,847,906.74

Equity		
	Government Equity	48,027,921.30
	Retained Earnings	(708,544,900.68)
Total Equity		<u>(660,516,979.38)</u>
Total Liabilities and Equity		P <u>450,330,927.36</u>


Prepared by:


MARICRIS C. FROYALDE
 Acting Bookkeeper/CSA-D

Checked by:


MAGDALENA R. PORTEM
 Accountant III

Approved by:


RAMON F. FUENTEBELLA
 Acting Administrator